

460MMSC-N2EW

Modbus RTU to Siemens S7 PLC

FEATURES

- Fully configurable Modbus RTU master
- Connects up to 32 Modbus RTU slaves
- Supports connections to five Siemens S7 PLCs
- Up to 150 read and 150 write requests per connection
- Effortless Browser Based Configuration, no programming software is required
- Simple data translation allows you to manipulate data as it passes between protocols
- Guaranteed Stock
- 5-Year Hardware Warranty

Get Your Modbus RTU Slave Devices Connected Directly to the Data Table of Your Siemens S7 PLC

The 460MMSC connects 32 Modbus RTU slave devices with up to five Siemens S7 PLCs.

Best of all, the product is made in the USA, always in stock, and comes with 5-year warranty.

How Do I Use the 460MMSC-N2EW in My Application?


You allocate two memory blocks in your Siemens S7 PLC. One area is a user-defined set of output addresses sending data to your Modbus RTU slaves. The other is input only data receiving data from your Modbus RTU slaves.

It's really that simple. Need to modify your data as it passes from one protocol to the other? No problem. Each data mapping you apply can be modified with up to three mathematic functions. Add 4 to a value, multiply by 4 and divide by 10 with ease.

Why Use Real Time Automation as a Gateway Supplier?

While there are certainly other companies offering protocol gateways, there is no one who provides the level of support and service that you receive from RTA.

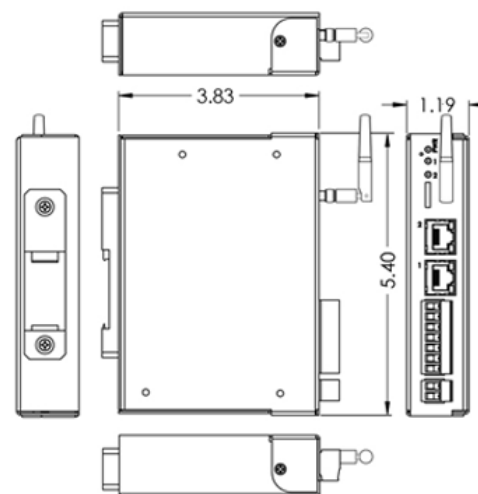
When you call, a live person answers the phone. When you talk with sales, you will get honest answers and recommendations. When you get support, it is from an engineer who had a hand in the product's development, and support doesn't require a ticket or 24-hour wait.



A Solution, A Philosophy, the RTA Way. We understand the long hours spent on a factory floor and the pressure to keep a line running and product flowing. That's how Real Time Automation came to be. You want easy-to-use solutions where the hardest part is to open the box. You need customer support second to none. If you get all that and a fun customer experience all the better. Thirty years later, our mission remains the same: **To move your data where you need it, when you need it, and how you need it.**

Modbus RTU Master	
Operation Mode	Modbus RTU Master
Function Codes Supported	1,2,3,4,5,6, 15 & 16
Swapping	Byte and Word Swapping
Maximum Modbus RTU Slave Devices	32
Number Read/Write Scan Lines per RTU Slave Device	200 Total - 100 reads & 100 writes
Scan Line Support	Up to 125 Registers or 512 Coils
S7 Client	
PLC Support	S7 300/400/1200/1500
Maximum Number of PLCs Supported	5
Maximum Number of Inputs/Outputs per PLC	150
Maximum Number of Bytes per Scan Line	400
Memory Area Access	Input (I), Output (Q), and Data Block(DB)
Supported Data Types	8 Bit Int, 16 Bit Int, 32 Bit Int, 32 Bit Float, Bool and Char Array
INCLUDED WITH GATEWAY	
3' power cable with flying leads	5-year hardware warranty
IPSetup software – automatically locates RTA gateway on the network	Unlimited firmware feature upgrades for life
CAT5 crossover cable for direct connection to PC during programming	Complete, unlimited access to our industry leading support staff
Manual	


ELECTRICAL / ENVIRONMENTAL	
DC Input Voltage	12-24 VDC
Maximum Baud Rate	115K baud
Operating Temperature	-40 C to 85 C
Certification	RoHS-Compliant, UL, CUL, CE Approvals, Class I Div 2
ENCLOSURE / HARDWARE	
Size	5.40" x 3.83" x 1.19"
Weight	7.6 oz
Enclosure Type	Anodized Aluminum
Mounting	Din rail or panel mount
LEDs	Power LED & 2 general purpose LEDs on side
GATEWAY FEATURES & FUNCTIONS	
Alarming	Set <, <=, >, >=, ==, !=, and change-of-state rules on any data moving through the gateway. If alarm rule is triggered an email notification can be sent.
Gateway Security	You can configure up to 9 different users access to diagnostic and configuration screens.
Translation Table	Allows for data manipulation during protocol translation. Scaling and other data format changes can occur in the gateway.
Status and Counters	Protocol specific status, counters, and error messages are accessible within the gateway's diagnostics page. They can also be delivered to a connected device.
Diagnostic Logging Page	Allows users to see and log start up sequences, protocol specific messages & error messages.



NOT EXACTLY WHAT YOU WERE LOOKING FOR?
 Real Time Automation offers a full line of gateway products. Give us a call at 1-800-249-1612. Or, check out a listing at www.rtautomation.com/products. We also offer customizations for unique applications.

CATALOG #	DESCRIPTION
460MMSC-N2EW	Connects up to five Siemens S7 PLCs with as many as 32 Modbus RTU slaves



Made in the
U.S.A. 

Always In
Stock 

Ready to
Ship 

Expert
Support 