

## EtherNet/IP to low-level Allen-Bradley PLC

### FEATURES

- Fully configurable EtherNet/IP adapter
- Supports up To 480 bytes of input and 480 bytes of output data
- Supports connection to five Allen-Bradley PLCs
- Up to 150 tag or file arrays of data can be mapped in each direction
- Effortless Browser Based Configuration, no programming software is required
- Simple data translation allows you to manipulate data as it passes between protocols
- Guaranteed Stock
- 5-Year Hardware Warranty

### Get Your EtherNet/IP Scanner Connected Directly to Your Legacy Allen-Bradley PLC

The 460ESETC moves data between an EtherNet/IP scanner device and up to five Allen-Bradley PLCs.

Move data from your EtherNet/IP scanner device to low-level legacy Allen-Bradley PLCs like the MicroLogix, SLC 505, and PLC 5E.

### How Do I Use the 460ESETC-N34 in My Application?

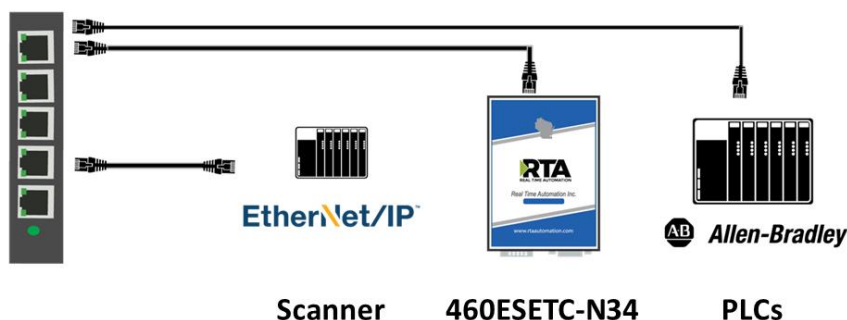
You allocate two areas of register blocks in your Allen-Bradley PLC. One area is a user-defined set of write only registers accepting data from your EtherNet/IP device. The other is read only data to send to your EtherNet/IP devices.

It's really that simple.

### Why Use Real Time Automation as a Gateway Supplier?

While there are certainly other companies offering protocol gateways, there is no one who provides the level of support and service that you receive from RTA.

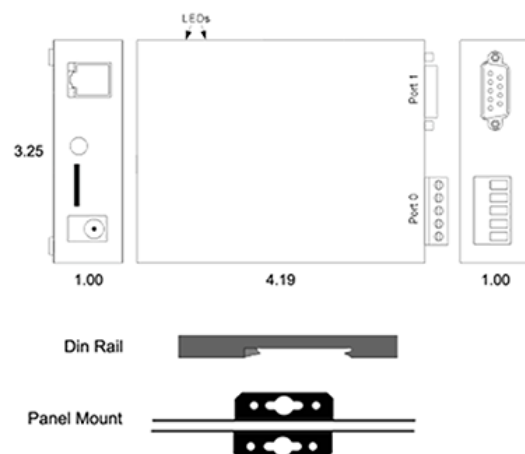
When you call, a live person answers the phone. When you talk with sales, you will get honest answers and recommendations. When you get support, it is from an engineer who had a hand in the product's development, and support doesn't require a ticket or 24-hour wait.



**A Solution, A Philosophy, the RTA Way.** We understand the long hours spent on a factory floor and the pressure to keep a line running and product flowing. That's how Real Time Automation came to be. You want easy-to-use solutions where the hardest part is to open the box. You need customer support second to none. If you get all that and a fun customer experience all the better. Thirty years later, our mission remains the same: **To move your data where you need it, when you need it, and how you need it.**

EtherNet/IP Adapter	
Operation Mode	Class 1 I/O Adapter
Message Support	Implicit Class 1 Cyclic I/O, Explicit Class 3 and UCMM Supported
Data Types	BIT8, 16 & 32; INT8, 16, 32 & 64; UINT8, 16, 32 & 64; Float & Double
Maximum EtherNet/IP Scanner Devices	Up to 10 can listen, only 1 can write I/O
Maximum Data Supported	Up to 480 bytes in each direction
Maximum IO Scan Rate	20 msec
Ethernet Tag Client	
PLC Support	ControlLogix, CompactLogix, FlexLogix, MicroLogix, SLCs and PLC5Es
Maximum Number of PLCs Supported	5
Maximum Number of Input/Output Tags or Files per PLC	150
Maximum Number of Bytes per PLC Tag	400
Array Support	Yes, for all data types except strings
Supported Data Types	Usint, Sint, Uint, Int, Uuint, Dint, Real, String, Bit Array 16, Bit Array 32, Bool, and Long
INCLUDED WITH GATEWAY	
3' power cable with flying leads	5-year hardware warranty
IPSetup software – automatically locates RTA gateway on the network	Unlimited firmware feature upgrades for life
CAT5 crossover cable for direct connection to PC during programming	Complete, unlimited access to our industry leading support staff
Manual	


ELECTRICAL / ENVIRONMENTAL	
DC Input Voltage	8 VDC @ 230mA to 28 VDC @ 80 mA
Maximum Baud Rate	115K baud
Operating Temperature	-40 C to 85 C
Certification	RoHS-Compliant, UL, CUL, CE Approvals, Class I Div 2
ENCLOSURE / HARDWARE	
Size	4.2" x 3.25" x 1"
Weight	7 oz
Enclosure Type	Anodized Aluminum
Mounting	Din rail or panel mount
LEDs	Ethernet link/data LED, Ethernet speed LED, power LED, & 2 general purpose LEDs on side
GATEWAY FEATURES & FUNCTIONS	
Alarming	Set <, <=, >, >=, ==, !=, and change-of-state rules on any data moving through the gateway. If alarm rule is triggered an email notification can be sent.
Gateway Security	You can configure up to 9 different users access to diagnostic and configuration screens.
Translation Table	Allows for data manipulation during protocol translation. Scaling and other data format changes can occur in the gateway.
Status and Counters	Protocol specific status, counters, and error messages are accessible within the gateway's diagnostics page. They can also be delivered to a connected device.
Diagnostic Logging Page	Allows users to see and log start up sequences, protocol specific messages & error messages.



**NOT EXACTLY WHAT YOU WERE LOOKING FOR?**  
Real Time Automation offers a full line of gateway products. Give us a call at 1-800-249-1612. Or, check out a listing at [www.rtautomation.com/products](http://www.rtautomation.com/products). We also offer customizations for unique applications.

CATALOG #	DESCRIPTION
460ESETC-N34	Connects an EtherNet/IP scanner with as many as five Allen-Bradley PLCs



Made in the  
U.S.A. 

Always In  
Stock 

Ready to  
Ship 

Expert  
Support 