

## EtherNet/IP to Ethernet TCP/IP

### FEATURES

- Fully configurable EtherNet/IP scanner
- Map data from up to 32 EtherNet/IP adapters
- Support up to 10 TCP/IP devices
- Parse & concatenate ASCII data in up to 50 segments by delimiter or offset
- Effortless Browser Based Configuration, no programming software is required
- Simple data translation allows you to manipulate data as it passes between protocols
- Guaranteed Stock
- 5-Year Hardware Warranty

### Get Data from EtherNet/IP Adapters into Your Ethernet TCP/IP Devices

The 460ECTCP moves data between up to 32 EtherNet/IP adapters and your Ethernet TCP/IP devices.

With the 460ECTCP, you have a tool to help you map EtherNet/IP device data into an Ethernet TCP/IP application. You can also capture Ethernet TCP/IP commands and write them to your EtherNet/IP Adapter devices.

### How Do I Use the 460ECTCP-N2E in My Application?


Up to 496 bytes of data will be mapped into EtherNet/IP adapter devices. When writing from your EtherNet/IP adapters to your Ethernet TCP/IP devices, up to 496 bytes of EtherNet/IP output data will be viewed as ASCII data in a TCP/IP packet.

It's really that simple. Need to modify your data as it passes from one protocol to the other? No problem. Each data mapping you apply can be modified with up to three mathematic functions. Add 4 to a value, multiply by 4 and divide by 10 with ease.

### Why Use Real Time Automation as a Gateway Supplier?

While there are certainly other companies offering protocol gateways, there is no one who provides the level of support and service that you receive from RTA.

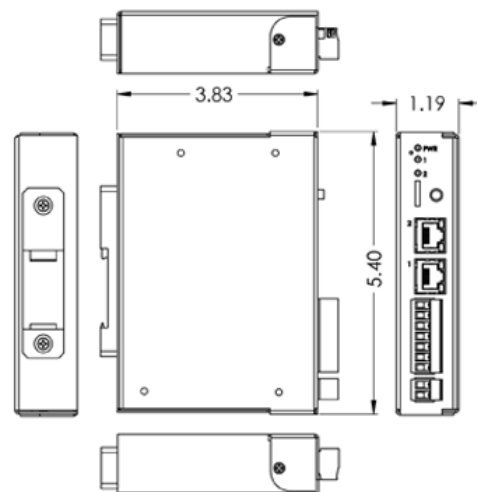
When you call, a live person answers the phone. When you talk with sales, you will get honest answers and recommendations. When you get support, it is from an engineer who had a hand in the product's development, and support doesn't require a ticket or 24-hour wait.



**A Solution, A Philosophy, the RTA Way.** We understand the long hours spent on a factory floor and the pressure to keep a line running and product flowing. That's how Real Time Automation came to be. You want easy-to-use solutions where the hardest part is to open the box. You need customer support second to none. If you get all that and a fun customer experience all the better. Thirty years later, our mission remains the same: **To move your data where you need it, when you need it, and how you need it.**

<b>EtherNet/IP Scanner</b>	
Operation Mode	Class 1 I/O Scanner
Message Support	Implicit Class 1 Cyclic I/O, Explicit not supported
Data Types	BIT8,16 & 32; INT8, 16, 32 & 64; UINT8,16, 32 & 64; Float & Double
Maximum EtherNet/IP Adapter Devices	32
Max Data Per Adapter Connection	Up to 496 bytes in each direction
Maximum IO Scan Rate	20 msec
<b>Ethernet TCP/IP</b>	
Operation Mode	Client or Server
Maximum Number of Devices Supported	10
Maximum Number of Characters Transferred	1024
Delimiter Processing	Incoming delimiters can be automatically removed; Outgoing delimiters automatically added if configured
Parsing	Parse String of ASCII Data in up to 50 Segments by Delimiter or Offset
Concatenation	Concatenate up to 50 segments/strings of ASCII data with optional delimiter
<b>INCLUDED WITH GATEWAY</b>	
3' power cable with flying leads	5-year hardware warranty
IPSetup software – automatically locates RTA gateway on the network	Unlimited firmware feature upgrades for life
CAT5 crossover cable for direct connection to PC during programming	Complete, unlimited access to our industry leading support staff
Manual	


<b>ELECTRICAL / ENVIRONMENTAL</b>	
DC Input Voltage	12-24 VDC
Maximum Baud Rate	115K baud
Operating Temperature	-40 C to 85 C
Certification	RoHS-Compliant, UL, CUL, CE Approvals, Class I Div 2
<b>ENCLOSURE / HARDWARE</b>	
Size	5.40" x 3.83" x 1.19"
Weight	7.6 oz
Enclosure Type	Anodized Aluminum
Mounting	Din rail or panel mount
LEDs	Power LED & 2 general purpose LEDs on side
<b>GATEWAY FEATURES &amp; FUNCTIONS</b>	
Alarming	Set <, <=, >, >=, ==, !=, and change-of-state rules on any data moving through the gateway. If alarm rule is triggered an email notification can be sent.
Gateway Security	You can configure up to 9 different users access to diagnostic and configuration screens.
Translation Table	Allows for data manipulation during protocol translation. Scaling and other data format changes can occur in the gateway.
Status and Counters	Protocol specific status, counters, and error messages are accessible within the gateway's diagnostics page. They can also be delivered to a connected device.
Diagnostic Logging Page	Allows users to see and log start up sequences, protocol specific messages & error messages.



**NOT EXACTLY WHAT YOU WERE LOOKING FOR?**  
 Real Time Automation offers a full line of gateway products. Give us a call at 1-800-249-1612. Or, check out a listing at [www.rtautomation.com/products](http://www.rtautomation.com/products). We also offer customizations for unique applications.

CATALOG #	DESCRIPTION
460ECTCP-N2E	Connects up to 32 EtherNet/IP adapters with as many as 10 Ethernet TCP/IP devices



Made in the  
**U.S.A.** 

Always In  
**Stock** 

Ready to  
**Ship** 

Expert  
**Support** 